

*Qwest* / 2024  
PONTOONS







# THE QWEST **EXPERIENCE**

**Qwest Pontoons are built with heart and soul, all beginning with a deep understanding and passion for the water.**

Our goal has always been building the most fitting pontoon for you—one that never leaves you wanting more or needing less. To do this, we listen first and create second. We obsess over customer expectations and the result is an exceptional experience—every day, every moment.

A Qwest pontoon is just right. And when something is just right, you feel it. There's a level of comfort that can't be denied. There's a confidence that stays with you wherever you go.

Qwest has exactly what you need to make the most of your time on the water.





## LEADING EDGE UPHOLSTERY

Our innovative upholstery is designed and manufactured in-house to deliver the ultimate in hand crafted quality, comfort and unrivaled storage. Proprietary seat bases feature ultra-flow ventilation that promotes optimum air flow inside the seat base to aid in drying stored items and to prevent mold/mildew growth. Seating components are tailored to each model for maximum usability and maximum floorspace.

## THOUGHTFUL DESIGN

Qwest Pontoons' offer unique real-world designs inspired by experienced boaters and boat builders. From the quality of materials to the thoughtfulness of every floorplan, we strive to build the best pontoon with features and amenities to fit your boating lifestyle. We offer an incredible family of products from which to choose. Whether it's cup holders, colors, electronics, care or storage, we have thought of it all.



## EXPERIENCE IN MANUFACTURING

We have a passion to build the best pontoon for you and your family. With over 50 years of combined experience in the marine industry, we continue to innovate and give meaning to the words – Proudly American Made. We manufacture most components in-house and are driven to provide products that offer exceptional quality, modern amenities and multi-functional designs to make the most of your time on the water.









## 2024 QWEST **M-CLASS**

Qwest M-Class models provide a great balance between power and comfort. These models are made for an unforgettable experience on the water, featuring multiflex seating, dual digital display at the helm, upgraded sound system and more - all as standard.

24' RLS RTZ

Black/Frost with Bright Blue Sport Graphics and Optional Wake Tower





## M-CLASS **SPLASH PAD**

Whether you prefer to lay out and sunbathe or go for a cruise, the Splash Pad series has a multi-positional rear lounge that lets you decide the perfect position.

**AVAILABLE IN 20'-24' LENGTHS**



# SPLASH PAD

M-CLASS



24' SPLASH PAD RW, RTZ  
Graphite/Silver with Bright Blue





## M-CLASS **LANAI**

Qwest Lanai Series features a rear facing lounge and a spacious open “porch” that is perfect for jumping, swimming, fishing, as well as an open ingress to the boat.

**AVAILABLE IN 18'-24' LENGTHS**



# LANAI

M-CLASS



20' LANAI RT  
Black/Graphite with Black





## M-CLASS RLS

Ready to cruise? The RLS sets the stage for comfort and fun. These models offer an abundant amount of comfortable seating, dual captain chairs, and a center walkway perfect for whatever your day brings.

AVAILABLE IN 18'-24' LENGTHS



# RLS

M-CLASS



24' RLS RTZ

Black/Frost with Bright Blue Sport Graphics and Optional Wake Tower







## 2024 QWEST **E-CLASS**

Experience exceptional comfort and style in one of our E-Class models from Qwest Pontoons. Whether you're out for a day of cruising or a weekend getaway, these boats are built for fun!



22' LANAI LTZ  
Silver with Razzberry



# SPLASH PAD

E-CLASS



22' SPLASH PAD LTZ  
Graphite with Cayenne





## E-CLASS **SPLASH PAD**

Experience an afternoon on the boat your way with our multi-positional rear lounge that lets you decide the perfect position. Take a nap, play your kids in a round of Go-Fish, or catch up on that book you've been meaning to get around to.

**AVAILABLE IN 20'-22' LENGTHS**



# LANAI

E-CLASS



22' LANAI LTZ  
Silver with Razzberry





## E-CLASS **LANAI**

Our Lanai Series is all about getting out and on the water. This Series features a usable rear-facing lounge and a spacious open “porch” that’s perfect for jumping, swimming, fishing, as well as an open ingress to the boat. Anybody up for a swim?

**AVAILABLE IN 16'-22' LENGTHS**



# RLS

E-CLASS



20' RLS LTZ

Graphite with Black





## E-CLASS **RLS**

The ultimate cruising pontoon, the RLS is all about comfort and fun. These models are available in a variety of sizes and offer lounge seats in all four corners and captain chairs for the driver and first mate.

**AVAILABLE IN 16'-22' LENGTHS**







2024 FISHING MODELS

# ANGLER QWEST

## FOR THE NEXT GENERATION OF ANGLERS

Your family no longer needs to settle for a pontoon that is “almost” perfect. Loved ones can enjoy relaxing time on the water and still have a vessel that has everything the die hard angler could want.




24' PRO SPORT RTZ

Black/White with Bright Blue Sport Graphics

Onyx®





## ANGLER QWEST **PRO SPORT**

The Pro Sport is the ideal example of a versatile, family-friendly pontoon. Offering great fishing capabilities without sacrificing the fun times that families need when they're out on the water. With its unique layout and stylish design, you can provide your family or friends with a memorable trip.

**AVAILABLE IN 22' - 24' LENGTHS**



# PRO SPORT

ANGLER QWEST

24' PRO SPORT RTZ

Black/White with Bright Blue Sport Graphics





## ANGLER QWEST **PRO** **FAMILY FISH**

For those seeking an enjoyable experience, the Angler Qwest Pro Family Fish provides a perfect blend of comfort and convenience. Boasting hand-crafted layback front bench seating and an expansive rear deck, this boat is ideal for a fishing trip with friends or a day of leisure with family.

**AVAILABLE IN 22'-24' LENGTHS**



# PRO FAMILY FISH

ANGLER QWEST



24' PRO FAMILY FISH LTZ  
Graphite and Cayenne





## ANGLER QWEST XRE FISH

The XRE Fish provides complete versatility. Whether you enjoy a day fishing or an evening cruise, you can do it all in comfort and style on board the XRE Fish.

AVAILABLE IN 18'-20' LENGTHS



# XRE FISH

ANGLER QWEST

20' XRE FISH LTZ  
Silver and Black





# ANGLER QWEST **XRE CRUISE**

Experience complete versatility with a voyage on board XRE Cruise. From leisurely day fishing trips or late night cruises, you can do it all in comfort and luxury.

AVAILABLE IN 16'-22' LENGTHS



# XRE CRUISE

ANGLER QWEST




18' XRE CRUISE LT  
Silver and Sapphire



# QWEST HULL OPTIONS


**NO ONE SAID RELAXING HAS TO BE DONE  
IN THE SLOW LANE.**

Get a rush of performance by adding one of our Qwest Triple Tube packages, delivering maximum speeds, tighter handling and a smoother ride. It's the perfect choice for your family water sports, larger bodies of water or just having some fun.



Our **Q2 HULL** is the ideal choice when getting out on the water is your top priority.


- Extreme Tilt Mechanical Steering
- 0.090 Tube Construction
- 25" Diameter Pontoon



For an optimal balance of performance and value, the **Q3V HULL** is the perfect choice.

- XPA Cable Actuated Electric Steering\*
- 200 Max HP
- Positive Angle Lifting Strakes on Center Tube
- 0.060 Aluminum Underskin
- 0.090/0.125 Center U-Tube Construction
- 25" Diameter Pontoon
- Standard Ski Tow Bar

*\*XPA Steering is highly recommended on 90HP and up*



Choose our **Q3X HULL** and enjoy thrilling speeds, top-notch handling, and an unbelievably smooth ride.

- Full Electric Steering
- 350 Max HP
- Positive Angle Lifting Strakes All Tubes
- 0.060 Aluminum Underskin
- 0.125/0.190 Center U-Tube Construction
- 25" Diameter Pontoon
- Premium Ski Tow Bar



2-TUBE SPECS	16'	18'	20'	22'	24'
Pontoon Length	17'	19'	21'	23'	24' 3"
Deck Size	8' 6" x 16'	8' 6" x 18'	8' 6" x 20'	8' 6" x 22'	8' 6" x 24'
Overall Length	17' 10"	19' 10"	21' 10"	23' 10"	25' 10"
Pontoon Diameter	25"	25"	25"	25"	25"
Pontoon Wall Thickness	0.090"	0.090"	0.090"	0.090"	0.090"
Fuel Tank Capacity	13 gal	25 gal	25 gal	25 gal	25 gal
Max Horsepower	50 HP	75 HP	90 HP	115 HP	150 HP
Max Weight Capacity	1,737 lbs	1,930 lbs	2,180 lbs	2,430 lbs	2,720 lbs
Max Person Capacity	9 people / 1,255	10 people / 1,429 lbs	11 people / 1,699 lbs	13 people / 1,868 lbs	14 people / 2,017 lbs
Approx. Dry Weight	1,679 lbs	2,084 lbs	2,234 lbs	2,409 lbs	2,509 lbs
▼					
Q3V TRIPLE TUBE SPECS	8518 Q3V	8520 Q3V	8522 Q3V	8524 Q3V	
Pontoon Length	19'	21'	23'	25'	
Deck Size	8' 6" x 18'	8' 6" x 20'	8' 6" x 22'	8' 6" x 24'	
Overall Length	20' 1"	22' 1"	24' 1"	26' 1"	
Pontoon Diameter	25"	25"	25"	25"	
Pontoon Wall Thickness	0.90"/0.125"	0.90"/0.125"	0.90"/0.125"	0.90"/0.125"	
Fuel Tank Capacity	45 gal	45 gal	45 gal	45 gal	
Max Horsepower	115 HP	150 HP	200 HP	200 HP	
Max Weight Capacity	2,240 lbs	2,420 lbs	2,720 lbs	3,040 lbs	
Max Person Capacity	10 people / 1,525 lbs	12 people / 1,766 lbs	13 people / 1,875 lbs	14 people / 2,135 lbs	
Approx. Dry Weight	2,442 lbs	2,837 lbs	3,112 lbs	3,355 lbs	
▼					
Q3X TRIPLE TUBE SPECS	8518 Q3X	8520 Q3X	8522 Q3X	8524 Q3X	
Pontoon Length	19'	21'	23'	25'	
Deck Size	8' 6" x 18'	8' 6" x 20'	8' 6" x 22'	8' 6" x 24'	
Overall Length	20' 1"	22' 1"	24' 1"	26' 1"	
Pontoon Diameter	25"	25"	25"	25"	
Pontoon Wall Thickness	0.125"/0.190"	0.125"/0.190"	0.125"/0.190"	0.125"/0.190"	
Fuel Tank Capacity	45 gal	45 gal	45 gal	45 gal	
Max Horsepower	115 HP	150 HP	250 HP	350 HP	
Max Weight Capacity	2,130 lbs	2,402 lbs	2,684 lbs	3,030 lbs	
Max Person Capacity	10 people / 1,410 lbs	12 people / 1,640 lbs	13 people / 1,770 lbs	14 people / 1,917 lbs	
Approx. Dry Weight	2,836 lbs	3,131 lbs	3,376 lbs	3,766 lbs	

\*Specifications & dimensions are approximate and subject to change without notice.



# M-CLASS


## STANDARD FEATURES

STANDARD FEATURES - ALL MODELS INCLUDE
8.5' Wide Beam
25" Diameter Multi-Chambered Pontoons
Stainless Steel Corner Casting
Stainless Steel Flip Cleats
1-1/4" Powder Coated Railings
Stainless Steel 4-Step Ladder
Snapless Playpen Cover
Lift and Lock Gates/Hinges
XPA Cable Actuated Electric Steering
Wall Mounted LED Navigation and Docking Lights
Dual Garmin MFD with Engine Data
Single Battery Switch
Helm Light
Furniture USB/USB-C Chargers
Fiberglass Helm with Raised Platform and Windscreen
Rich Upholstery w/ Ultra-Flow Seat Ventilation and Multiflex Accessories
Raised Logos
Luxury Woven Flooring
Tilt Steering
Oval Table

TRIM LEVEL FEATURES	R	RT	RTZ
Furniture Backrest Lighting	-	-	✓
Scanstrut Wireless Charger	Upgrade	✓	✓
Phone Holder	✓	-	-
Portable Cup Holders	Upgrade	✓	✓
JL Audio MM50 Bluetooth Stereo & 4 LED Speakers	-	✓	✓
Clarion CMM220 Radio and 4 Speakers	✓	-	-
Raised Platform Mat	-	Upgrade	✓
Side Storage Box	-	-	✓
Italian Soft Grip Steering with Tilt	✓	✓	✓
Revo Lowback Non-Reclining Captain Chair	✓	✓	-
Revo Highback Reclining Captain Chair	Upgrade	Upgrade	✓
Stainless Steel Cupholders	-	-	✓
Black Cupholders with Stainless Ring	✓	✓	-
Apex Soft Side Cooler	Upgrade	Upgrade	✓
Q2 Twin Tube Hull	✓	✓	✓



LAYBACK UPGRADES*		R	RT	RTZ
1	Flip Up Privacy	O	O	O
2	Refreshment Center	O	O	O
3	Tilt-Out Trash Center	O	O	O
4	Flip Up Table and Storage Drawer	O	O	O
LIGHTING & ELECTRONICS		R	RT	RTZ
5	LED Cupholders	O	O	O
	VSR Battery Switch	O	O	O
6	Exterior Underwater Lighting	O	O	O
BIMINI & TOWERS		R	RT	RTZ
	Front Bimini (Select Models)	O	O	O
	Privacy Drop-Down Curtain	O	O	O
	Wake Tower (RLS Models Only)	N/A	O	O
	Wake Tower with LED Speakers and 2nd Amp (JL Upgrade Required)	N/A	O	O
MULTIFLEX ACCESSORIES		R	RT	RTZ
	Can/Chip Bag Holder	O	O	O
	Wine Bottle/Glass Holder	O	O	O
	Armrest	O	O	O
7	Table (1 included on RTZ package)	O	O	O
8	Layback	O	S	S
	Portable Cupholders	O	S	S
STEREO SYSTEM		R	RT	RTZ
	JL 10" Sub, Amp, and 6 LED Speakers	O	O	O
ADDITIONAL ACCESSORIES		R	RT	RTZ
	Sport Graphic	O	O	O
	Rear View Mirror	O	O	O
	High Pressure Washdown	O	O	O
9	Ski Tow Bar (Premium or Standard)	O	O	O
	Saltwater Package	O	O	O
10	In-Tube Storage (N/A on 18' models)	O	O	O
HULL CONSTRUCTION		R	RT	RTZ
	Q3V Value Triple Tube Hull	O	O	O
	Q3X Performance Triple Tube Hull	O	O	O



Premium Ski Tow bar pictured.

\*Layback upgrades limited to one selection only.



# E-CLASS

## STANDARD FEATURES

### STANDARD FEATURES - ALL MODELS INCLUDE


8.5' Wide Beam
25" Diameter Multi-Chambered Pontoons
Stainless Steel 6" Cleats
1-1/4" Powder Coated Railings
Stainless Steel 4-Step Ladder
Playpen Cover
Lift and Lock Gates/Hinges
Deck Mounted LED Navigation Light
Helm USB / USB-C Charger
Furniture USB / USB-C Chargers
Garmin MFD with Engine Data
Single Battery Switch
Tilt Steering
Helm Courtesy Light
Black Cupholders with Stainless Ring
Windscreen
Raised Exterior Logos
Luxury Woven Flooring
Rich Upholstery w/Ultra-Flow Seat Base Ventilation

TRIM LEVEL FEATURES	L	LT	LTZ
LED Docking Lights	Upgrade	✓	✓
Garmin 7" MFD	✓	✓	-
Garmin 9" MFD	-	-	✓
Scanstrut Wireless Charger	Upgrade	Upgrade	✓
Hands-Free Phone Holder	✓	✓	-
Clarion CMM20 Bluetooth Stereo	2 SPEAKERS	4 SPEAKERS	4 SPEAKERS
Black Powder Coated Corner Castings	✓	-	-
Polished Corner Castings	-	✓	✓
Top Wall Skin	-	✓	✓
Destroyer Black Grip Steering Wheel	✓	✓	-
Italian Soft-Grip Steering Wheel	-	-	✓
Lowback Non-Reclining Captain Seat	✓	✓	-
Highback Reclining Captain Seat	Upgrade	Upgrade	✓
Oval Table	Upgrade	✓	✓
Apex Soft-Sided Cooler	Upgrade	Upgrade	✓
Q2 Twin Tube Hull	✓	✓	✓



LAYBACK UPGRADES*		L	LT	LTZ
1	Flip-Up Privacy	<input type="radio"/>	<input type="radio"/>	<input type="radio"/>
2	Refreshment Center	<input type="radio"/>	<input type="radio"/>	<input type="radio"/>
3	Tilt-Out Trash Center	<input type="radio"/>	<input type="radio"/>	<input type="radio"/>
4	Flip-Up Table & Storage Drawer	<input type="radio"/>	<input type="radio"/>	<input type="radio"/>
LIGHTING & ELECTRONICS		L	LT	LTZ
5	LED Lighted Cupholders	<input type="radio"/>	<input type="radio"/>	<input type="radio"/>
	VSR Battery Switch	<input type="radio"/>	<input type="radio"/>	<input type="radio"/>
6	Exterior Underwater Lighting	<input type="radio"/>	<input type="radio"/>	<input type="radio"/>
BIMINI & TOWERS		L	LT	LTZ
	Front Bimini (Select Models)	<input type="radio"/>	<input type="radio"/>	<input type="radio"/>
	Privacy Drop Down Curtain	<input type="radio"/>	<input type="radio"/>	<input type="radio"/>
STEREO SYSTEM		L	LT	LTZ
7	JL Audio MM50 Bluetooth Stereo & 4 LED Speakers	<input type="radio"/>	<input type="radio"/>	<input type="radio"/>
ADDITIONAL ACCESSORIES		L	LT	LTZ
	XPA Cable Actuated Electric Steering	<input type="radio"/>	<input type="radio"/>	<input type="radio"/>
8	High Pressure Washdown System	<input type="radio"/>	<input type="radio"/>	<input type="radio"/>
9	Ski Tow Bar (Premium or Standard)	<input type="radio"/>	<input type="radio"/>	<input type="radio"/>
	Salt Water Package	<input type="radio"/>	<input type="radio"/>	<input type="radio"/>
	Portable Cup Holder	<input type="radio"/>	<input type="radio"/>	<input type="radio"/>
10	In-Tube Storage (N/A on 16' and 18' models)	<input type="radio"/>	<input type="radio"/>	<input type="radio"/>
HULL CONSTRUCTION		L	LT	LTZ
	Q3V Value Triple Tube Hull	<input type="radio"/>	<input type="radio"/>	<input type="radio"/>
	Q3X Performance Triple Tube Hull	<input type="radio"/>	<input type="radio"/>	<input type="radio"/>

\*Layback upgrades limited to one selection only.



Premium Ski Tow bar pictured.



# PRO SPORT STANDARD FEATURES

STANDARD FEATURES - PRO-SPORT MODELS INCLUDE
8.5' Wide Beam
25" Diameter Multi-Chambered Pontoons
Stainless Steel Corner Casting
Stainless Steel Flip Cleats
1-1/4" Powder Coated Railings
Stainless Steel 4-Step Ladder
Snapless Playpen Cover
Lift and Lock Gates/Hinges
XPA Cable Actuated Electric Steering
Wall Mounted LED Navigation and Docking Lights
Garmin MFD with Engine Data
Single Battery Switch
Helm Light
Furniture USB/USB-C Chargers
Fiberglass Helm with Raised Platform and Windscreen
Rich Upholstery w/ Ultra-Flow Seat Ventilation and Multiflex Accessories
Raised Logos
Luxury Woven Flooring
Tilt Steering
Oval Table

TRIM LEVEL FEATURES	R	RT	RTZ
Furniture Backrest Lighting	-	-	✓
Scanstrut Wireless Charger	Upgrade	✓	✓
Phone Holder	✓	-	-
Portable Cup Holders	Upgrade	✓	✓
JL Audio MM50 Bluetooth Stereo & 4 LED Speakers	-	✓	✓
Clarion CMM220 Radio and 4 Speakers	✓	-	-
Raised Platform Mat	-	Upgrade	✓
Side Storage Box	-	-	✓
Italian Soft Grip Steering with Tilt	✓	✓	✓
Revo Lowback Non-Reclining Captain Chair	✓	✓	-
Revo Highback Reclining Captain Chair	Upgrade	Upgrade	✓
Stainless Steel Cupholders	-	-	✓
Black Cupholders with Stainless Ring	✓	✓	-
Binary Walls (Pro Family Fish ONLY)	-	✓	✓
Apex Soft Side Cooler	Upgrade	Upgrade	✓
Q2 Twin Tube Hull	✓	✓	✓



LAYBACK UPGRADES*	R	RT	RTZ
Flip Up Privacy	O	O	O
Refreshment Center	O	O	O
Tilt-Out Trash Center	O	O	O
Flip Up Table and Storage Drawer	O	O	O

LIGHTING & ELECTRONICS	R	RT	RTZ
LED Cupholders	O	O	O
VSR Battery Switch	O	O	O
Exterior Underwater Lighting	O	O	O

BIMINI & TOWERS	R	RT	RTZ
Front Bimini (Select Models)	O	O	O
Privacy Drop-Down Curtain	O	O	O

MULTIFLEX ACCESSORIES	R	RT	RTZ
Can/Chip Bag Holder	O	O	O
Wine Bottle/Glass Holder	O	O	O
Armrest	O	O	O
Table (1 included on RTZ package)	O	O	O
Layback	O	S	S
Portable Cupholders	O	S	S

STEREO SYSTEM	R	RT	RTZ
Clarion CMM20 Bluetooth Stereo & 4 Speakers	S	N/A	N/A
JL Audio MM50 Stereo & LED Speakers	O	S	S
JL 10" Sub, Amp, and 6 LED Speakers	O	O	O

ADDITIONAL ACCESSORIES	R	RT	RTZ
Sport Graphic	O	O	O
High Pressure Washdown	O	O	O
Ski Tow Bar (Premium or Standard)	O	O	O
Saltwater Package	O	O	O
In-Tube Storage (N/A on 18' models)	O	O	O

HULL CONSTRUCTION	R	RT	RTZ
Q3V Value Triple Tube Hull	O	O	O
Q3X Performance Triple Tube Hull	O	O	O

\*Layback upgrades limited to one selection only.

PRO SPORT ONLY	R	RT	RTZ
Standard Garmin MFD	7"	9"	12"
1 12" Garmin MFD Upgrade	O	O	S
2 Pro Stainless Steering Wheel - Tilt	N/A	N/A	S
3 T-Top	N/A	O	O
3-Bank Battery Charger	O	O	O
4 Garmin Force Trolling Motor	O	O	O
5 Traxtech TH-1 Rod Holder	O	O	O
6 Traxtech Vertical 3-Bird Tree	O	O	O





# XRE AND PRO FAMILY FISH

## STANDARD FEATURES

### STANDARD FEATURES - XRE & PRO FAMILY FISH INCLUDE

8.5' Wide Beam
25" Diameter Multi-Chambered Pontoons
Stainless Steel 6" Cleats
1-1/4" Powder Coated Railings
Stainless Steel 4-Step Ladder
Playpen Cover
Lift and Lock Gates/Hinges
Deck Mounted LED Navigation Light
Helm USB / USB-C Charger
Furniture USB / USB-C Chargers
Garmin MFD with Engine Data
Single Battery Switch
Tilt Steering
Helm Courtesy Light
Black Cupholders with Stainless Ring
Windscreen
Raised Exterior Logos
Luxury Woven Flooring
Rich Upholstery w/Ultra-Flow Seat Base Ventilation

TRIM LEVEL FEATURES	L	LT	LTZ
LED Docking Lights	Upgrade	✓	✓
Garmin 7" MFD	✓	✓	-
Garmin 9" MFD	-	-	✓
Scanstrut Wireless Charger	Upgrade	Upgrade	✓
Hands-Free Phone Holder	✓	✓	-
Clarion CMM20 Bluetooth Stereo	2 SPEAKERS	4 SPEAKERS	4 SPEAKERS
Black Powder Coated Corner Castings	✓	-	-
Polished Corner Castings	-	✓	✓
Top Wall Skin	-	✓	✓
Destroyer Black Grip Steering Wheel	✓	✓	-
Italian Soft-Grip Steering Wheel	-	-	✓
Lowback Non-Reclining Captain Seat	✓	✓	-
Highback Reclining Captain Seat	Upgrade	Upgrade	✓
Oval Table	Upgrade	✓	✓
Apex Soft-Sided Cooler	Upgrade	Upgrade	✓
Binary Walls (Pro Family Fish ONLY)	-	✓	✓
Q2 Twin Tube Hull	✓	✓	✓



LAYBACK UPGRADES*	L	LT	LTZ
Flip-Up Privacy	○	○	○
Refreshment Center	○	○	○
Tilt-Out Trash Center	○	○	○
Flip-Up Table & Storage Drawer	○	○	○
LIGHTING & ELECTRONICS	L	LT	LTZ
LED Lighted Cupholders	○	○	○
VSR Battery Switch	○	○	○
Exterior Underwater Lighting	○	○	○
BIMINI & TOWERS	L	LT	LTZ
Front Bimini (Select Models)	○	○	○
Privacy Drop Down Curtain	○	○	○
Individual Seat Covers	○	○	○
STEREO SYSTEM	L	LT	LTZ
JL Audio MM50 Bluetooth Stereo & 4 LED Speakers	○	○	○
ADDITIONAL ACCESSORIES	L	LT	LTZ
XPA Cable Actuated Electric Steering	○	○	○
High Pressure Washdown System	○	○	○
Ski Tow Bar (Premium or Standard)	○	○	○
Salt Water Package	○	○	○
Portable Cup Holder	○	○	○
In-Tube Storage (N/A on 16' and 18' models)	○	○	○
HULL CONSTRUCTION	L	LT	LTZ
Q3V Value Triple Tube Hull	○	○	○
Q3X Performance Triple Tube Hull	○	○	○

\*Layback upgrades limited to one selection only.

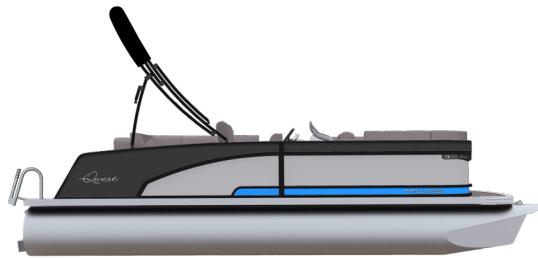
XRE & PRO FAMILY FISH MODELS ONLY	L	LT	LTZ
1 1/2 Trolling Gate with Plug	○	○	○
3 Bank Battery Charger	○	○	○
2 Standard Garmin MFD	7"	7"	9"
3 12" Garmin MFD (N/A on XRE Cruise)	○	○	○
4 Garmin Force Trolling Motor	○	○	○
5 Binary Walls	N/A	S	S
6 Pro Stainless Steel Steering wheel - Tilt	N/A	N/A	S
Traxtech TH-1 Rod Holder (N/A on XRE)	○	○	○
Traxtech Vertical 3-Bird Tree (N/A on XRE)	○	○	○



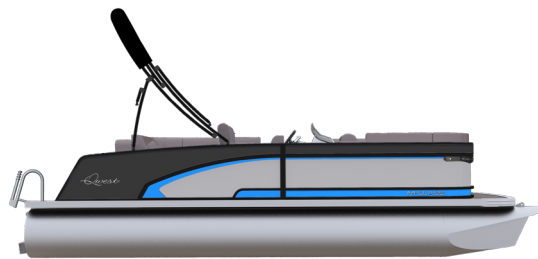


# M-CLASS COLOR OPTIONS

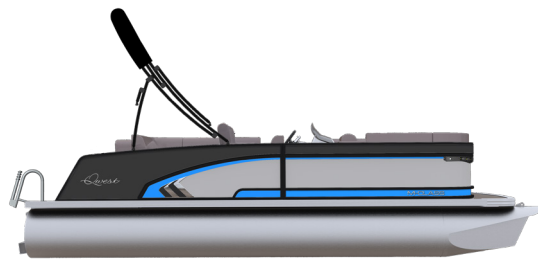
## M-CLASS AND PRO SPORT




R TRIM



RT TRIM



RTZ TRIM



SPORT GRAPHIC (OPTIONAL)

### TOP WALL




BLACK



GRAPHITE



SILVER



FROST

### BOTTOM WALL




BLACK



GRAPHITE



SILVER



FROST

### ACCENT COLORS



BLACK



BRIGHT BLUE



CAYENNE



MANTIS



SAPPHIRE



STEEL BLUE\*



RAZZBERRY\*

### FLOORING



STANDARD:  
TAPESTRY



WEATHERED  
PLANK




SHADOW  
PLANK

### UPHOLSTERY



DARK




LIGHT


\*Sport Graphics not available in Steel Blue or Razzberry




## E-CLASS, XRE AND PRO FAMILY FISH



L TRIM



LT TRIM



LTZ TRIM

### WALL



BLACK



GRAPHITE



SILVER



FROST

### ACCENT COLORS



BLACK



BRIGHT BLUE



CAYENNE




MANTIS



SAPPHIRE



STEEL BLUE



RAZZBERRY

### FLOORING



STANDARD:  
TAPESTRY



WEATHERED  
PLANK



SHADOW  
PLANK

### UPHOLSTERY



DARK



LIGHT

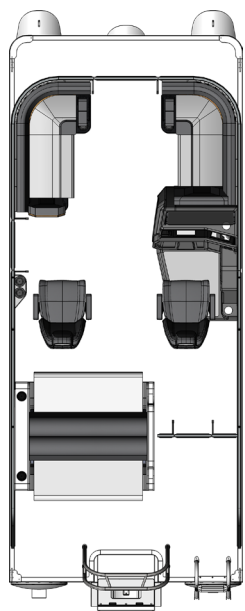


# M-CLASS LAYOUTS

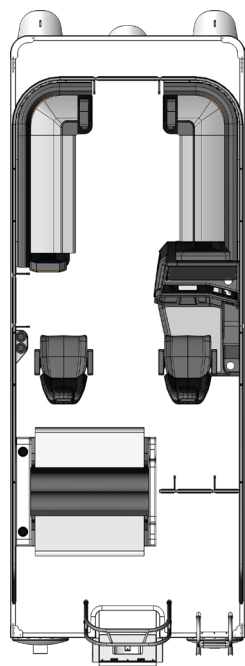
## MULTIPLE LAYOUTS THAT FIT YOUR PERSONAL STYLE

Qwest Pontoons offers a wide variety of layouts that are sure to fit your personal style. Whether you spend your time on the water cruising, tubing, or fishing with friends, there is a model that is right for you.

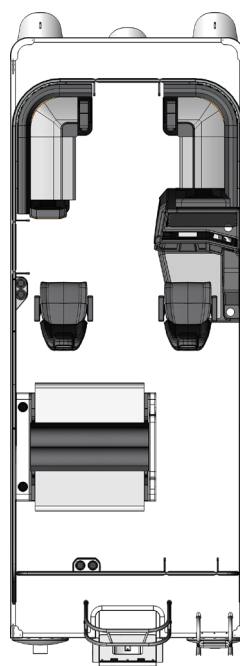
### M-CLASS **SPLASH PAD**



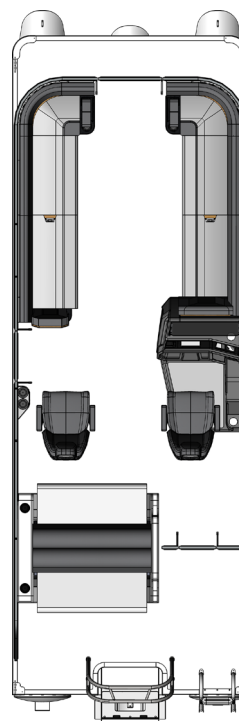
M20 SPLASH PAD



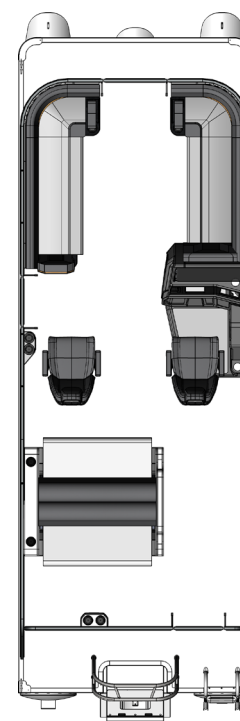
M22 SPLASH PAD



M22 SPLASH PAD RW



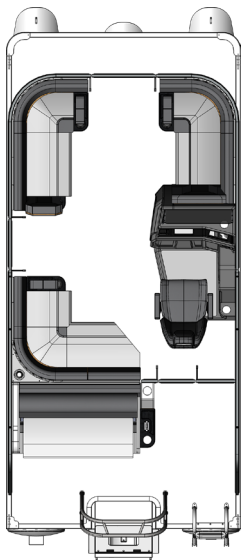
M24 SPLASH PAD



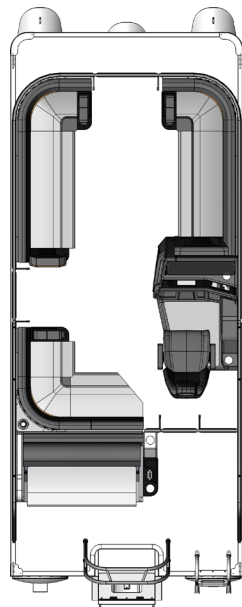
M24 SPLASH PAD RW



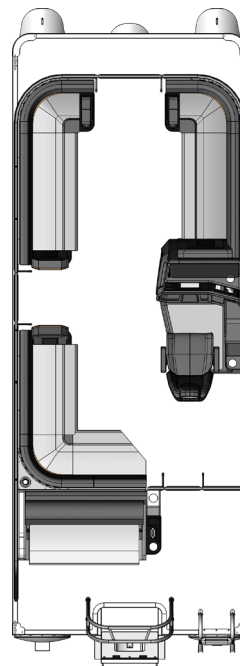
## M-CLASS LANAI



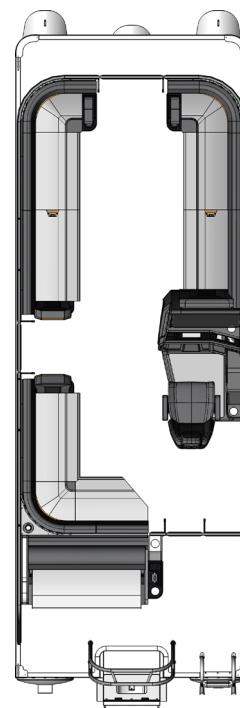
M18 LANAI



M20 LANAI

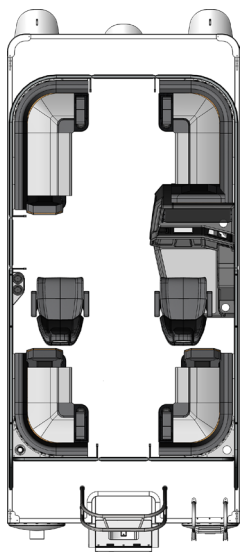


M22 LANAI

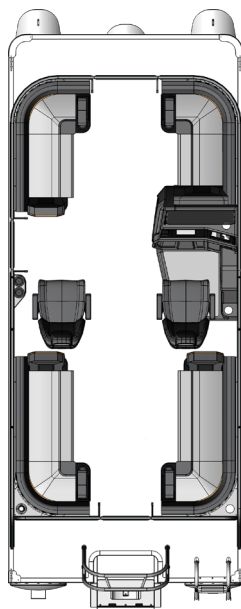


M24 LANAI

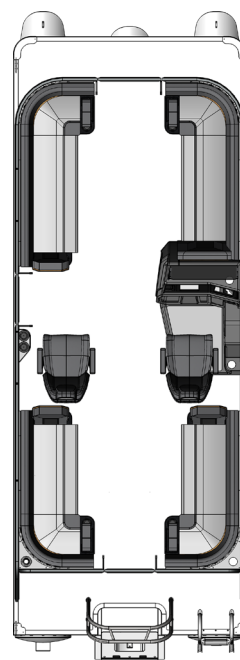
## M-CLASS RLS



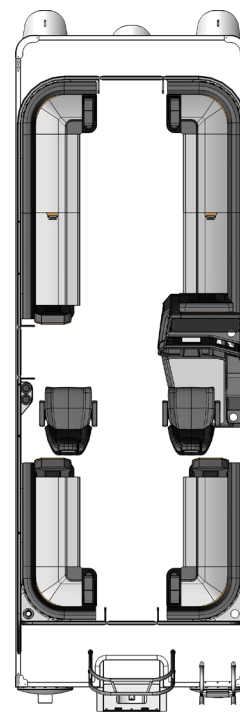
M18 RLS



M20 RLS



M22 RLS



M24 RLS

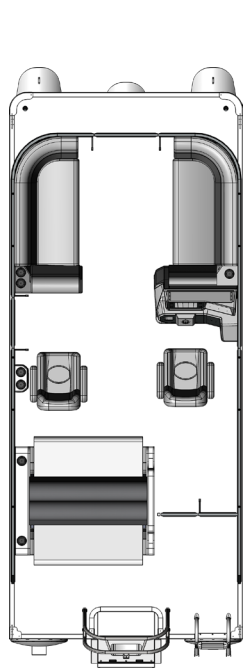


# E-CLASS LAYOUTS

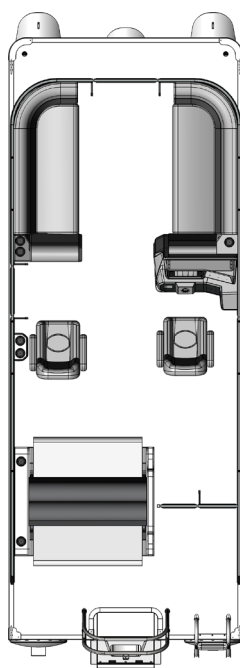
## MULTIPLE LAYOUTS THAT FIT YOUR PERSONAL STYLE

Qwest Pontoons offers a wide variety of layouts that are sure to fit your personal style. Whether you spend your time on the water cruising, tubing, or fishing with friends, there is a model that is right for you.

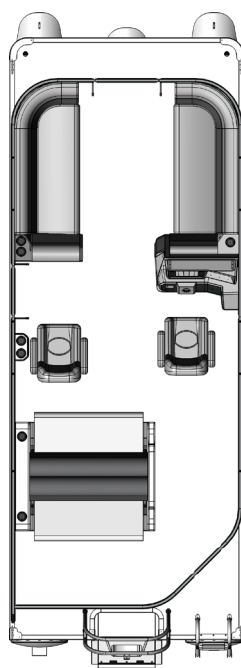
### E-CLASS **SPLASH PAD**



E20 SPLASH PAD



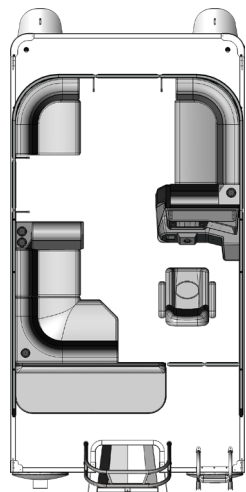
E22 SPLASH PAD



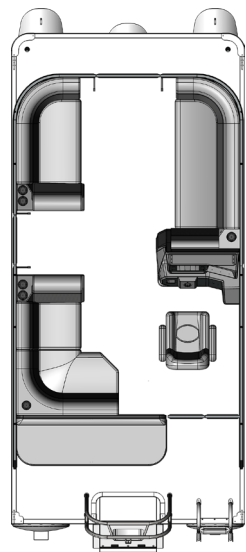
E22 SPLASH PAD RW



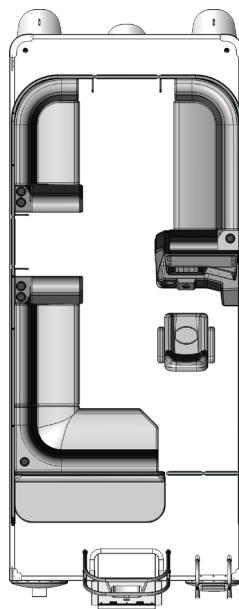
## E-CLASS LANAI



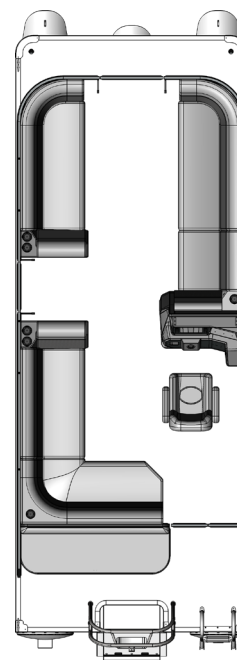
E16 LANAI



E18 LANAI

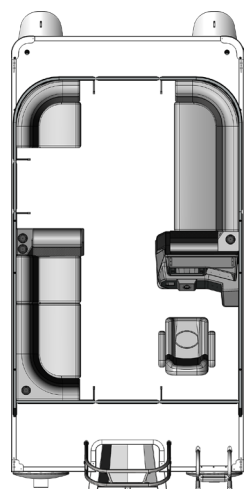


E20 LANAI




E22 LANAI

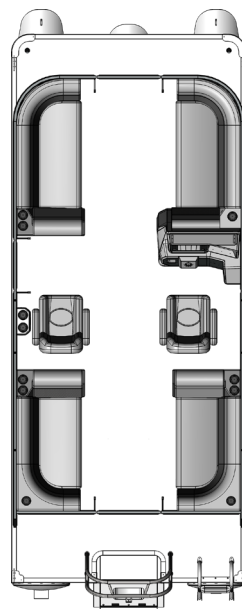
## E-CLASS RLS



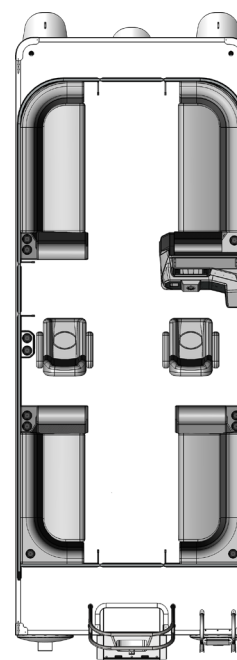
E16 RLS



E18 RLS



E20 RLS



E22 RLS

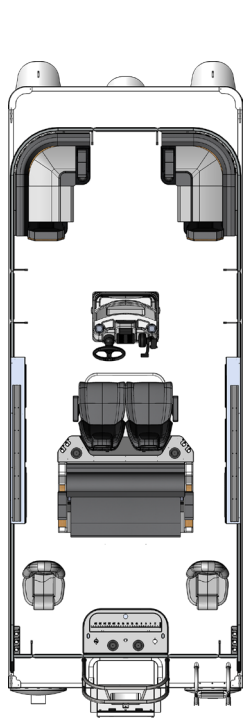


# ANGLER QWEST LAYOUTS

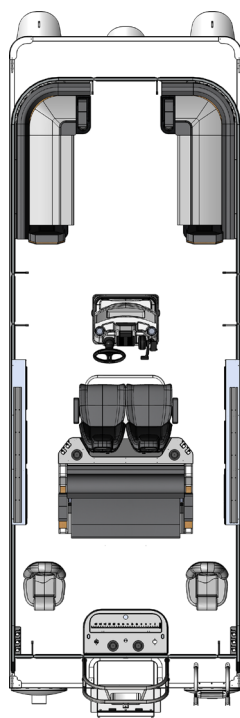
## MULTIPLE LAYOUTS THAT FIT YOUR PERSONAL STYLE

Qwest Pontoons Angler Qwest Models combine comfort and function. Now you can enjoy relaxing time on the water and still have a vessel that has everything the die hard angler could want.

### ANGLER QWEST PRO SPORT

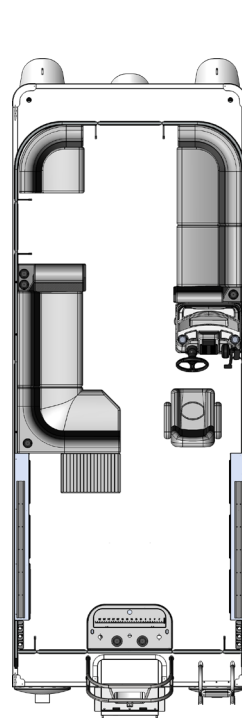


AQ22 PRO SPORT

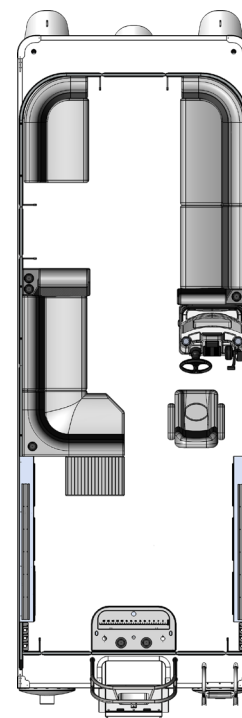


AQ24 PRO SPORT

### ANGLER QWEST PRO FAMILY FISH



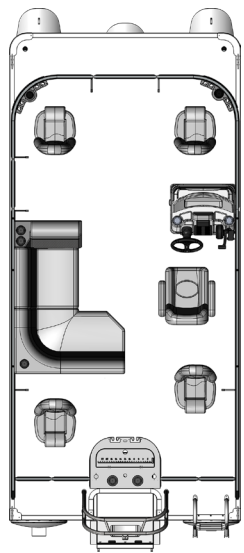
AQ22 PRO FAMILY FISH



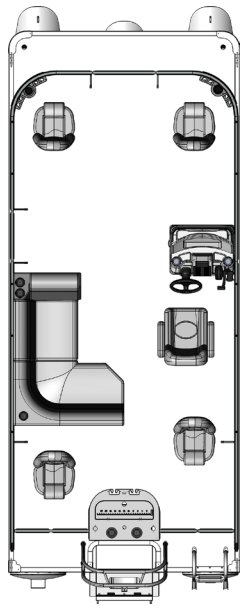
AQ24 PRO FAMILY FISH



## ANGLER QWEST XRE FISH

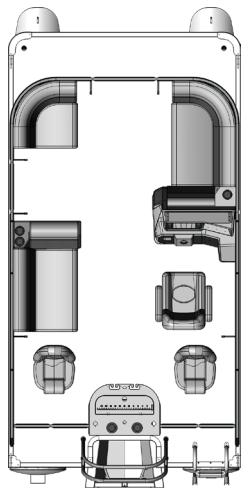


AQ18 XRE FISH

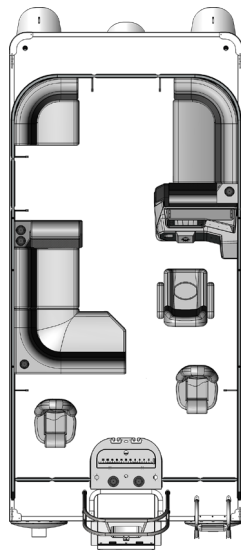


AQ20 XRE FISH

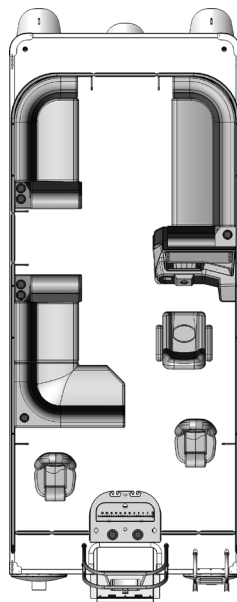
## ANGLER QWEST XRE CRUISE



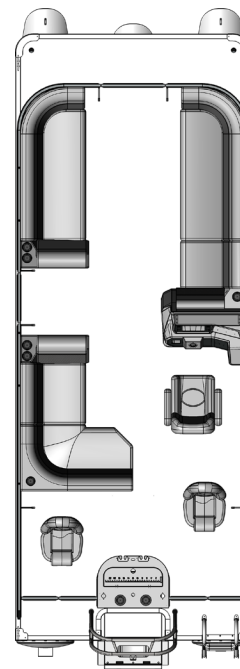
AQ16 XRE CRUISE



AQ18 XRE CRUISE



AQ20 XRE CRUISE



AQ22 XRE CRUISE





*Qwest*  
PONTOONS



Made with pride  
in the USA

300 WOODSIDE DRIVE, SAINT LOUIS, MI 48880 | [www.QwestPontoons.com](http://www.QwestPontoons.com)

For registration and warranty details, contact your local Qwest Pontoons dealer. All specifications, features, colors, and technical information in this brochure are based on the latest information available at the time of publication. Apex Marine reserves the right to make changes at any time without notice. Some images may be shown with optional equipment that is available at additional cost.

© 2024 Apex Marine Inc. Form# QW20230626

